



PRICING GUIDE

Newborns

Hello!



My name is Kim, born in 1992, and since 2019 I have specialized in newborn and child photography.

Before I found my way behind the camera, I spent 12 years working in childcare — the last three as a location manager at a Montessori preschool and after-school program.

Those years taught me far more than routines and responsibilities. They gave me a natural calm, endless patience, and the ability to connect with children in a way that now shapes every session I photograph. When I finally picked up a camera, I knew instantly: this is my calling. Within two months I left my job, and for the past six years I have been running my own business with pride and devotion.

In 2025 I married the love of my life, Valentin. And when I am not photographing, I am often traveling — with Bali as my second home and a constant source of inspiration. This is who I am. And I would be honored to capture your story, too. ✨

Kim Barteau-Leijten

momentsbyKim.nl
info@momentsbykim.nl



MY STYLE

My style is soft, natural, and timeless. I work with carefully selected fabrics and tones that radiate calm and warmth. Your baby will be lovingly wrapped and placed in safe, comfortable poses — always with an eye for detail, never forced. This way, images are created that are both elegant and pure, just as your little one truly is.

MY VISION

The first weeks with your baby are precious and pass by so quickly. That is why I believe that capturing this tender beginning is an investment for life.

Photographs allow you to look back again and again at just how small your baby once was. I work with love, patience, and calmness, because I believe that this energy becomes visible in the images. The result: photographs that are not only beautiful, but also truly heartfelt.

MY PROMISES

I promise you a relaxed and gentle experience, where all you need to do is enjoy this special beginning. Your baby is always at the center: I style with care and attention, always following the rhythm of your little one.

Safety and comfort are my top priorities, and nothing is ever forced. With soft, natural tones I create timeless images that will move you again and again.

I cannot stop time, but I can preserve your most valuable moments. So that, even as the years go by, you can always return to that one pure feeling. ✨

THE PROCESS

01

Scheduling your session

To secure your newborn session, I ask for a €100 deposit. Once the payment is received, your spot is officially reserved and we will schedule the date together. This guarantees your place in my calendar. The deposit will be fully deducted from the package you choose. The remaining balance can be paid after the shoot.

02

Your photoshoot

For your newborn session, I come to your home, in the comfort of your own familiar space. This way, your baby is protected from outside stimuli and we can work in peace and calm. Depending on the package you have chosen, we will create a variety of settings and looks. Your baby is always at the heart of the session: we follow their natural rhythm and adjust accordingly. No rush, no pressure — only time and attention for this precious beginning.

03

Selecting your photos

Within one week you will receive an online gallery with a wide selection of the most beautiful images. From there, you can choose your personal favorites. At this stage, the photos are lightly edited but not yet finalized. This allows you to view and select them quickly, after which I carefully refine and complete each chosen image for the final result.

04

Receiving your photos

Once you've selected your favorites, I will carefully fine-tune and edit each image. Small imperfections such as blemishes, fluff, or distracting details are gently retouched, while the natural look of your baby always remains intact. This process takes time and care, but within one week you will receive the final photographs: beautifully edited, in high resolution, and without any watermark — ready to cherish and share.

05

Prints

Photographs truly come to life when you can hold them in your hands. That's why I offer the option to have your favorite images printed in luxury albums and on fine art paper. This way, memories become tangible and part of your everyday life. Curious about the options? See page 9, or feel free to ask me — I'll be happy to guide you.



“Ten years from now, you’ll
be so happy you chose to
capture this.”

THE INVESTMENT

newborn photography



BRONZE PACKAGE

Pure, loving, and elegant: a meaningful first memory of your little one.

- 5 beautiful photographs of your baby
- 2 different settings
- Professionally edited

€349



SILVER PACKAGE

✨ *Parents' favorite*

For parents who want a little more: meaningful images with variety and attention to detail.

- 12 beautiful, varied photographs
- 2 different settings
- Portraits of your baby alone and together with parents
- Extra space for variety and detail shots
- Professionally edited in my soft, timeless style

€449



GOLD PACKAGE

🌈 *Best value*

For parents who want a more complete story — with variety, balance, and plenty of choice.

- 25 beautiful, varied photographs
- A balanced mix of detail shots, family portraits, and individual images
- Individual baby portraits in 4 different settings
- Luxury editing with extra attention to perfection
- Perfect as a foundation for prints or an album

€549



PLATINUM PACKAGE

💖 *The deluxe choice for the most complete experience*

For parents who wish to invest in a complete memory for the future.

- 50 professionally and luxuriously edited photographs
- The same variety as in the Gold Package (baby, details, and family portraits)
- Includes a luxury mini accordion album (12x12 cm)
- Includes 2 fine art 30x40 cm prints on Fuji Silk paper
- Includes a velvet USB stick with all 50 images
- Luxury keepsake box with personalization

€749

EXTRA OPTIONS



“Sometimes you may want to preserve a little more than what is included in your package. That’s why I offer several additional options to make your memories even more beautiful and tangible.

This way, you can decide for yourself how complete your collection will be.”



EXTRA PHOTOS

Additional digital photo **€35**

Bundle of 5 extra photos **€150**

LUXURY PRINTS

10x15cm: 5 photos: **€15**

30x40cm: 2 photos: **€50**

Printed on Fuji Silk: a beautiful, durable print with a texture similar to silk or a fine linen pattern.

FOTO BOX

Luxury photo storage box for your 10x15 prints **€75**

ACCORDION ALBUM

12x12 accordion album. For 10 photos. **€45**

FOTO ALBUM HD

A beautiful photo album printed on Fuji Silk paper for a distinctive silk finish, with a fine, tangible texture similar to silk or a linen pattern.

STARTING FROM €100



LUXURY USB + ACCORDION ALBUM

An elegant velvet keepsake box, featuring a 12x12 mini accordion photo album and a matching USB containing all purchased and beautifully edited photographs.

€180



LARGE PRINTS

For truly striking wall art, your photographs can be printed on premium materials such as Canvas, Plexiglass, or Aluminum. These bespoke pieces are available upon request.



HOW TO PREPARE FOR YOUR *Newbornshoot*



HOW TO PREPARE YOUR NEWBORN

Preparing for your newborn session

A newborn session is all about calm, love, and capturing these precious first weeks. Because I come to your home, you don't need to go anywhere — everything takes place in your own familiar environment. This makes the experience extra relaxed for both you and your baby.

To prepare you as best as possible, I've put together the most important tips and information.

Sleep & calm

The most beautiful newborn photos often happen when babies are in a deep, relaxed sleep. That's why we usually schedule the session in the morning, between 10:00 and 11:00. Babies are often most settled at this time and less overstimulated.

But don't worry if your little one stays awake or doesn't fall asleep right away. Wide-open eyes, a yawn, or a curious look are just as special and make for wonderful memories too.

Feeding & changing

It's best if your baby has just been fed and changed before I arrive. A full tummy and a clean diaper usually help your baby feel satisfied, sleepy, and comfortable.

That said, babies can't be planned. If your little one needs another feed or a fresh diaper during the session, that's absolutely fine. We'll take all the time we need — I always follow your baby's natural rhythm.

Brothers & sisters

Do you have older children in the family? We usually begin with the family photos. In the morning, children are often most rested and still have

the energy and enthusiasm to take part. Afterwards, they can happily go off to play while we continue with the baby photos.

It often helps to have something ready in advance to keep them entertained (a book, some toys, or a short video). This way, the session stays relaxed and enjoyable and relaxed for everyone.

The environment

Although I photograph in your home, there is no need for major preparation. A tidy corner with natural light (for example, near a window) is often more than enough. And don't worry – I bring along wraps, blankets, lighting, and accessories that match the style and colors you have chosen.

💡 **Tip:** A warm room helps your baby stay calm and comfortable during the photoshoot.

How long does the session take?

A newborn session typically lasts between 2 to 3 hours, depending on how many settings and photos you have chosen. The timing is only a guideline – we always take as much time as needed.

If your baby needs a break, a cuddle, a clean diaper, or a feed, we adjust to that. The entire session flows at your baby's own pace.

🌿 In conclusion

The most important thing is that you can fully enjoy this special moment. I make sure your baby feels safe and comfortable, while we capture beautiful images together.

After the session, you will have photographs that make these first weeks tangible – memories you can always look back on with love ❤️.





HOW TO DRESS FOR YOUR FAMILY SESSION

Choosing the right outfit can make a big difference in how your photos look and feel. But no stress — I'm here to help! Here are some simple tips to make sure everyone looks amazing.

KEEP IT SIMPLE

For family photos, choose simple, neutral-colored clothing. Think soft shades like white, beige, pastels, or earthy tones. These colors complement each other beautifully and ensure that all the attention goes to your baby. Try to avoid busy patterns, bright colors, logos, or thin stripes, as they can be distracting. This way, we create photos that feel calm, timeless, and focused on the love within your family.

FEEL COMFORTABLE

If your outfit doesn't feel right, it will show in the photos. Wear something you can move in and feel good in. The same goes for

brothers and sisters. If your child really dislikes a certain outfit, don't force it — a happy child in a comfortable outfit is always better than a grumpy face in the perfect dress.



WHAT OTHERS SAY

Entrusting your baby to someone else is a big step — and I understand how important it is to know your little one is in safe, caring hands. For many parents, hearing the experiences of others brings comfort and reassurance.

That's why I love to share the words of families I've had the privilege to photograph.

Their stories reflect what you can expect during a session with me: calm, safety, and every photo created with love and intention for your baby.

S
M
C
I
V
C
R

KIM IS ABSOLUTELY WONDERFUL WITH CHILDREN AND BABIES.

We've already had eight sessions with Kim: the newborn shoot of our eldest daughter, a mother-daughter photoshoot, a maternity shoot, the newborn session of our youngest daughter, Christmas minis, and outdoor shoots.

Kim is so kind, takes all the time that's needed (a bottle, rocking the baby, or a diaper change is never a problem), and she simply creates the most beautiful photos!

And just as important: Kim is amazing not only with babies but also with older children. While it can be quite a challenge for me to get my toddler to smile for the camera, Kim always manages to do it! We are truly so happy with the beautiful photos.

Thank you, dear Kim! There will definitely be more sessions to come. A big recommendation — see you soon!!

Ba B.



100% HAPPY

It's been almost 3 years since Kim first came to our home for the newborn shoot of our eldest daughter!


I was so nervous. We had a restless baby who cried a lot. But wow — Kim made both our little girl and us feel completely at ease! She took all the time we needed, even if it meant hours. A bottle, a diaper change in between — nothing was ever a problem. And the results? We were beyond happy!

Since then, Kim has photographed our family several times. A cake smash shoot and a family session outdoors on the heath. It was amazing to see how Kim connected with our toddler — just letting her play, run, and laugh naturally. This past spring, Kim came back again for the newborn shoot of our second daughter!

Our whole house is filled with Kim's photos. I 100% recommend her — even for fussy babies, shy kids, or dads who aren't always excited to be in front of the camera, haha! She makes the experience enjoyable for everyone.

Thank you, Kim, and see you again soon!

Melissa S.



KIM HAS BECOME A HOUSEHOLD NAME


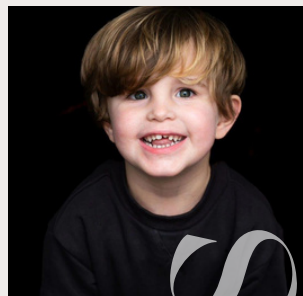
Kim has truly become a household name for us. She photographed the newborn sessions of our two sons and our daughter. We were already speechless when we saw the photos — even before they were fully edited.

Since then, we've had many more sessions, and we're far from finished!

Kim is warm, kind, and understanding. Our children adore her, and she makes sure the photos reflect exactly who we are.

Simply pure ☐.

Sarah P.



SO NATURAL, SO REAL.

Kim has already captured many photos of my little family, and they have become such precious memories.

She blends in so easily with the children that nothing feels forced — and because the kids truly adore her, the photos turn out beautifully. So natural, so real.

Kim knows how to capture the most meaningful moments, and I'm still grateful for every single photo she has created for us!

Carola V.



A newborn baby is shown sleeping peacefully, wrapped in a white, textured cloth. The baby's face is in focus, with eyes closed and a calm expression. The background is a soft, textured surface, possibly a blanket or rug. The overall tone is gentle and intimate. A quote is overlaid on the image, flanked by two vertical lines.

“Let’s turn these fleeting
weeks into timeless
memories together.”

Thank you

I'm so excited to work with you!

"Thank you for taking the time to read through this guide. I look forward to creating the most beautiful memories together with you. Do you have any questions or would you like to book your session right away? Feel free to reach out — I'm happy to help."



Contact:

www.momentsbykim.nl

info@momentsbykim.nl

+31627088080